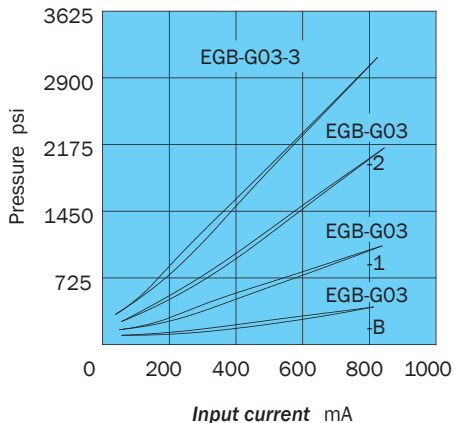


Performance Curves

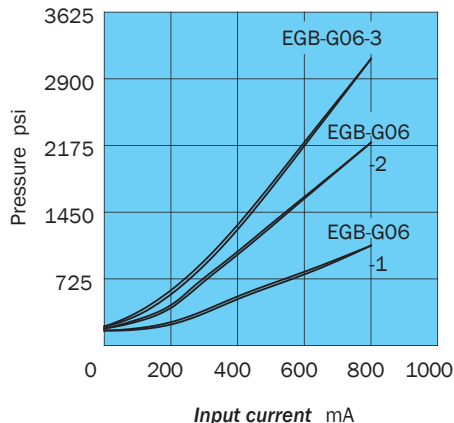
Hydraulic Operating Fluid Viscosity 32 centistokes

Input Current – Pressure Characteristics

EGB-G03

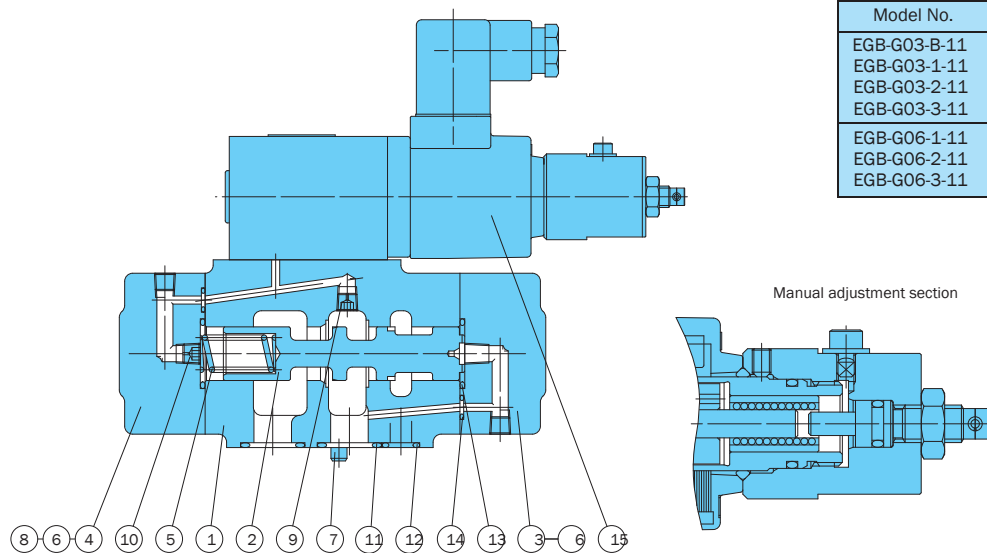


EGB-G06



Cross-sectional Drawing

EGB-G**-*-11



EGB Valve Built-in Pilot Relief Valve List

Model No.	Built-in Pilot Relief Valve
EGB-G03-B-11	EPR-G01-B-0000-12
EGB-G03-1-11	1-0013-12
EGB-G03-2-11	2-0012-12
EGB-G03-3-11	3-0011-12
EGB-G06-1-11	EPR-G01-1-0013-12
EGB-G06-2-11	2-0012-12
EGB-G06-3-11	3-0012-12

Seal Part List (Kit Model Number JGS-***)

Part No.	Part Name	EGB-G03-*-11		EGB-G06-*-11	
		Part Number	Q'ty	Part Number	Q'ty
11	O-ring	1B-P20	2	1B-P26	3
12	O-ring	1B-P10A	2	-	-
13	O-ring	1B-P22	2	1B-G30	2
14	O-ring	1B-P6	2	1B-P6	2

Note: 1.O-ring 1B-** refers to JIS B2401-1B-**.
 2.For the ** part of the kit number, specify the valve size (G03, G06).
 3.EPR-G01 pilot valve seal is available separately. See page G-3 for more information.

Part No.	Part Name
1	Body
2	Piston
3	Cover
4	Cover
5	Spring
6	Screw
7	Pin
8	Pin
9	Choke
10	Choke
11	O-ring
12	O-ring
13	O-ring
14	O-ring
15	Pilot relief valve

Note:
 Coil model number JD64-D2